

Name _____

Lessons

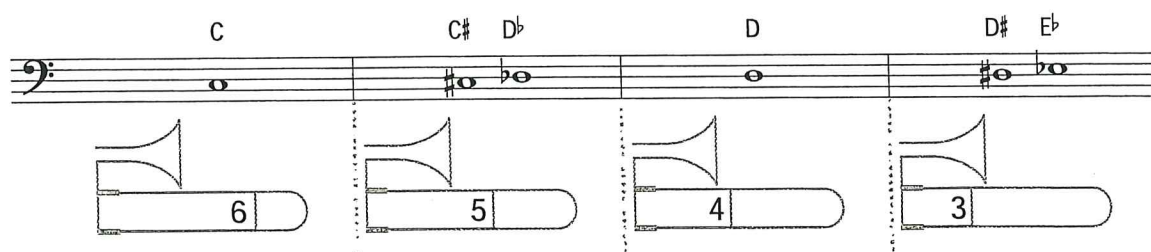
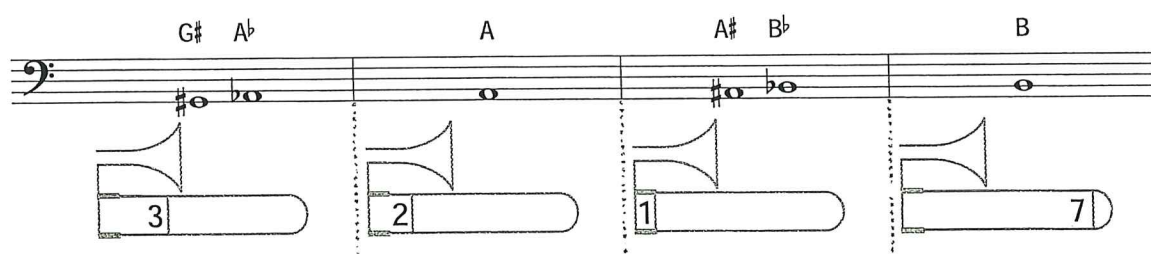
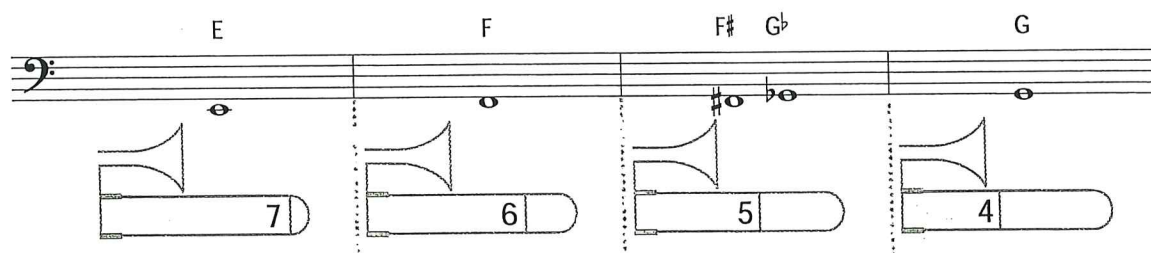

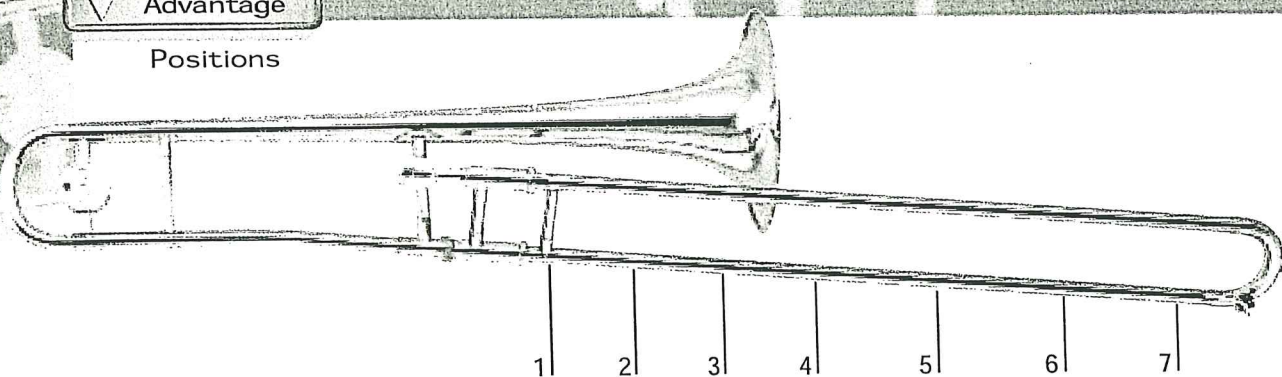
PRACTICE PROGRESS CHART

[illegible]

Student Page 46 Trombone

Advantage

Positions



The following products are recommended for complete care of your instrument:

Brass Mouthpiece Brush · Flexible Cleaning Rod · Lever Oil · Polishing Cloth · Rotor Oil
Rotor Spindle Oil · Slide Cream · Spray Bottle · Trombone Cleaning Rod

E F F# Gb G

G# Ab A A# Bb B

C C# Db D D# Eb

E F F# Gb G

May need slightly shorter slide position




REVIEW


B \flat MAJOR KEY SIGNATURE



1 WARM-UP - Band Arrangement



2 B \flat MAJOR SCALE SKILL




► Lines with a medal are *Achievement Lines*. The chart on page 47 can be used to record your progress.

3 BOTANY BAY

Page 40

Australian Folk Song



► When you see a page number followed by an arrow, *Excellerate* to the page indicated for additional studies.


4 DRIVE TIME



5 SHEPHERD'S HEY




English Folk Song



REVIEW

E♭ MAJOR KEY SIGNATURE



6 E♭ MAJOR SCALE SKILL



Moderato
mf
Arpeggio
Chords div.

► Are you playing with a good embouchure and hand position?

7 MOLLY MALONE



Irish Folk Song

Andante
mp
f
mp
rit.
mp

8 NO LOOKING BACK

Page 40

Moderato
mf

9 TURKISH MARCH

Wolfgang Amadeus Mozart (1756 - 1791)

Allegro
mf

10 HYMN OF THANKSGIVING - Band Arrangement

Johann Crüger (1598 - 1662)
arr. Bruce Pearson (b. 1942)

Andante
mf
p
mf
f
mf
rit.


REVIEW

F MAJOR KEY SIGNATURE



11 WARM-UP - Band Arrangement

Andante




12 F MAJOR SCALE SKILL

Moderato



13 KNUCKLEBUSTER

Moderato




14 GIVE ME THAT OLD TIME RELIGION

Page 40

American Spiritual

Allegro



15

Moderato




► Compose an ending for this melody. Title and play your composition.

16 FOR TROMBONES ONLY



Page 40

Allegro



TEMPO

22 WARM-UP - Band Arrangement

[illegible]

23 G NATURAL MINOR SCALE SKILL

Moderato

f

24 G HARMONIC MINOR SCALE SKILL

Moderato

f

25 MINKA, MINKA

Moderato

mp 2nd time - *accel.* Hey!

26 LAREDO - Duet

23. LARSEN'S Duet
Moderato div. *f*

1. , unis. 2.

27 TURNING YOU LOOSE

Moderato

mf

28 FOR TROMBONES ONLY

28 FOR TROMBONES ONLY

Andante


mf

6 alternate

6 6 6

Page 40

Ab MAJOR KEY SIGNATURE



This key signature means play all B's as B flats, all E's as E flats, all A's as A flats, and all D's as D flats.

TEXTURES

Monophony - a single unaccompanied melody.

Polyphony - two or more melodies played at the same time.

36 Ab MAJOR SCALE SKILL



Ab MAJOR SCALE SKILL

Andante

Arpeggio

Chords

div.

5

f

Db

Db

37 GREASED LIGHTNING

Allegro

mf

38 PARTNER SONGS - Duet

Moderato

A. "White Coral Bells"

Traditional

B. "Vespers Song"

Russian Air

mf

mf

► For an example of monophony, play line A or line B alone. For an example of polyphony, play line A while someone else plays line B.

39 GO FOR EXCELLENCE!



Stephen Foster (1826 - 1864)

Moderato


"Oh! Susanna"

mp

f

mp accel.

C MINOR KEY SIGNATURE



C minor has the same
key signature as Eb major.

ARTICULATIONS




Tenuto (line placed above or below note)
- Sustain for full value.




Legato - Play as smoothly as possible.

46 C NATURAL MINOR SCALE



47 C HARMONIC MINOR SCALE



48 MARCHE SLAV

Peter Ilyich Tchaikovsky (1840 - 1893)



49 GREENSLEEVES

English Song



► Name the key in "Greensleeves." _____

50 JUBILATE

Wolfgang Amadeus Mozart (1756 - 1791)



51 GO FOR EXCELLENCE!



ENHARMONICS

$C\# = D\flat$ $D\# = E\flat$ $G\# = A\flat$

68 CHROMATIC SCALE SKILL

Andante

$C\#$ $D\#$ $G\#$

f

69 SAILING THE HIGH SEAS



Moderato

mp *mf* *f* *mf*

70 CHROMATIC MARCH

Page 41

Allegro

f *p* - 1st time *f* - 2nd time

1. 2.

71 MANHATTAN BEACH MARCH

John Philip Sousa (1854 - 1932)

Allegro

mf

72 GO FOR EXCELLENCE!



Moderato

mf

► Play using each of the following articulations:

A.
 B.
 C.
 D.

TIME SIGNATURE

3
8


3 = 3 counts in each measure
8 = eighth note gets 1 count



73 FINLANDIA - Band Arrangement

Jean Sibelius (1865 - 1957)
arr. Bruce Pearson (b. 1942)

Moderato



Permission granted for sale outside of the U.S.A. by Breitkopf & Härtel.
© Breitkopf & Härtel, Wiesbaden, Germany

74 TRIPLE PLAY

Allegretto



► Write in the counting and clap the rhythm before you play.

75 WE THREE KINGS

Page 41

John H. Hopkins, Jr. (1820 - 1891)

Andante



► Name the key in "We Three Kings." _____


76 GO FOR EXCELLENCE!



Allegro



C MAJOR KEY SIGNATURE



TIME SIGNATURE

6
8

This key signature contains
no sharps or flats.

6 = 6 counts in each measure

8 = eighth note gets 1 count




77 C MAJOR SCALE SKILL



78 OVER THE RIVER


Traditic



► Draw in a breath mark at the end of each phrase.

79 OODLES OF NOODLES

Moderato



80 UPS AND DOWNS

Allegretto




► Write in the counting and draw in the bar lines before you play.

81 FOR TROMBONES ONLY



SIXTEENTH NOTES



Two sixteenth notes are as long as one eighth note.


Four sixteenth notes are as long as one quarter note.

$$\begin{aligned} \text{Musical notation: } \text{four sixteenth notes} &= \text{two eighth notes} = \text{one quarter note} \\ \text{Fractional notation: } \frac{1}{4} + \frac{1}{4} + \frac{1}{4} + \frac{1}{4} &= \frac{1}{2} + \frac{1}{2} = 1 \text{ count} \end{aligned}$$

Each sixteenth note gets $\frac{1}{4}$ count in $\frac{2}{4}$, $\frac{3}{4}$, and $\frac{4}{4}$ time.


82 WARM-UP - Band Arrangement

Andante



83 COUNT ME IN

Moderato




► Write in the counting and clap the rhythm before you play.

84 KEMO KIMO

American Folk Song

Allegretto



85 FRENCH MARCHING SONG

French Folk Song

Allegro



► Name the interval between the first and second notes. _____

86 FENG YANG SONG

Page 41

Chinese Folk Song

Moderato



87 GO FOR EXCELLENCE!



Patrick Gilmore (1829 - 1892)

Allegro

"When Johnny Comes Marching Home"



1

A Set a metronome so that you play with a steady beat.

Musical notation for the B-flat scale, showing notes B-flat, C, D, E-flat, F, G, A-flat, and B-flat with fingerings 5, 6, 7, and 8.

[illegible]

Example 17 is a musical score on a single staff. It begins with a double bar line. The first measure, labeled 17, contains a quarter note. The second measure, labeled 18, contains a quarter note. The third measure, labeled 19, contains a quarter note. The fourth measure, labeled 20, contains a quarter note. The staff ends with a double bar line.

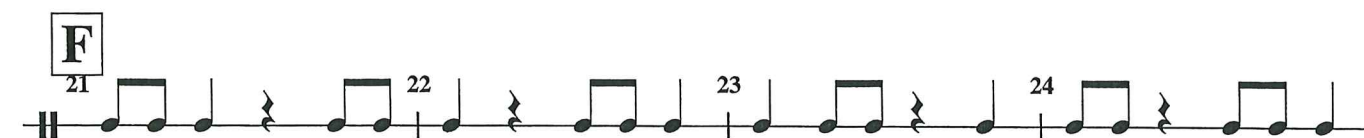
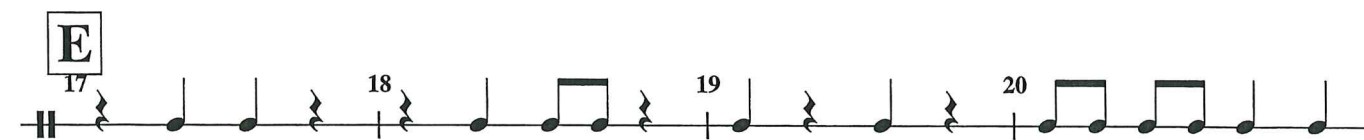
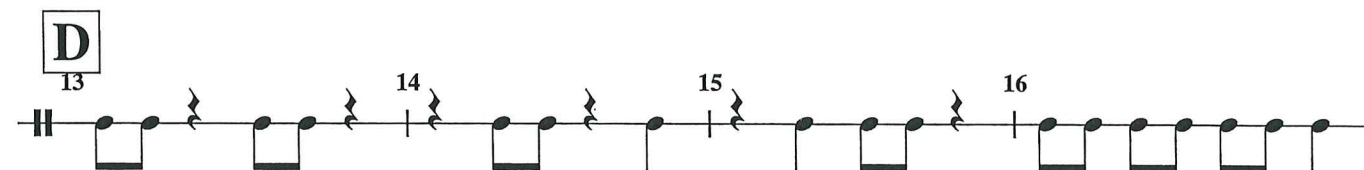
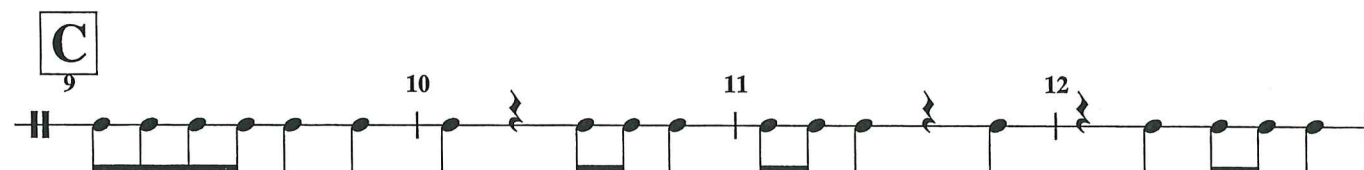
2

Rhythm Drills

Quarter Notes, Two Eighths, Quarter Rests

$\text{♩} = 100$

A Set a metronome so that you play with a steady beat.



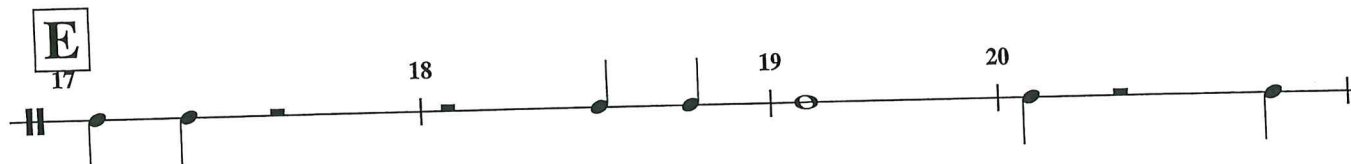
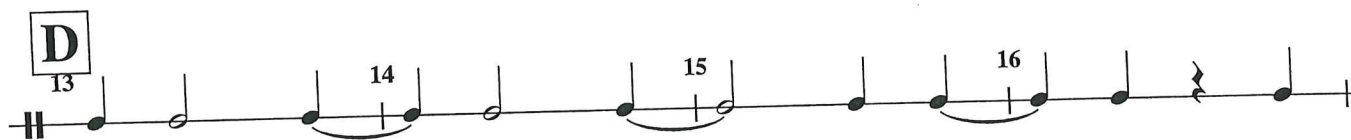
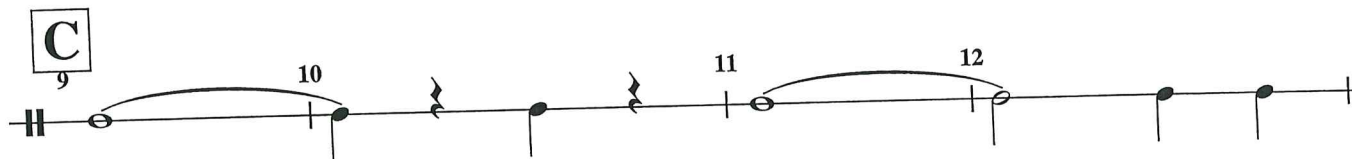
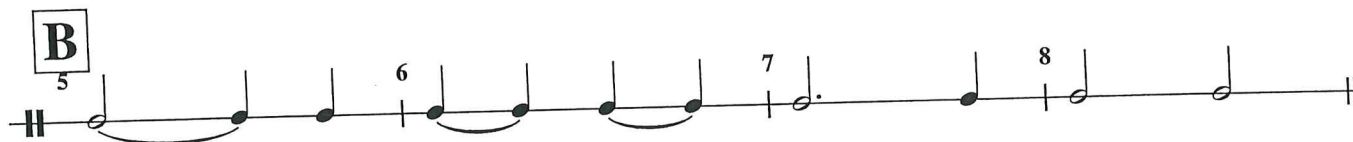
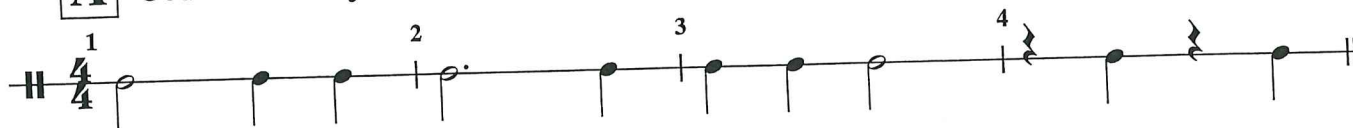
3

Rhythm Drills

Mixed Quarter, Half, Whole notes, Ties, Rests

♩=100

A Count carefully! Be sure to hold notes full value.



4

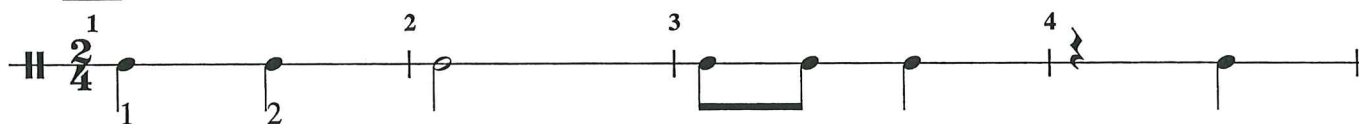
Rhythm Drills

2/4, 3/4, 5/4 time signatures

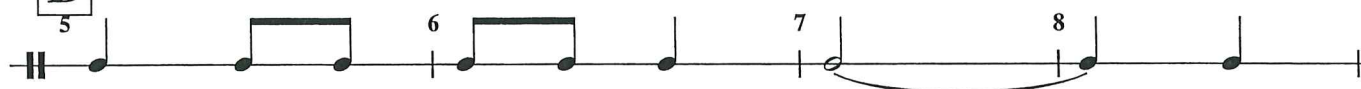
♩=100

A

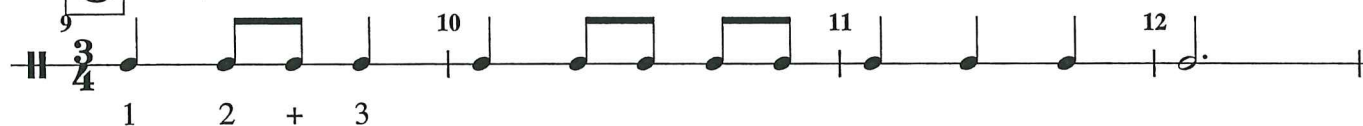
Watch out for time signature changes!



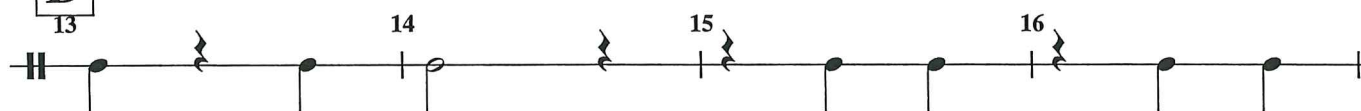
B



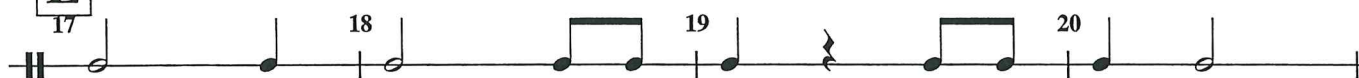
C



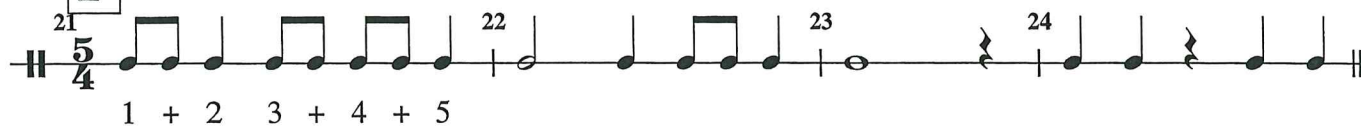
D



E



F

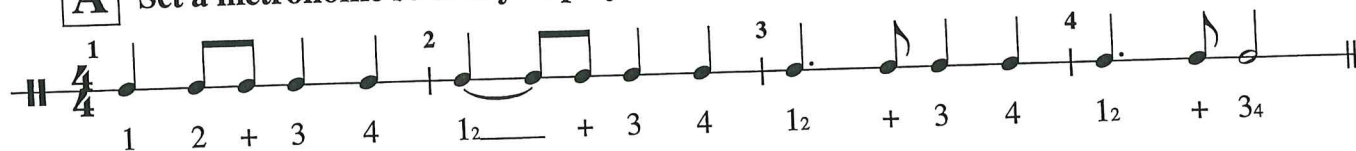


5

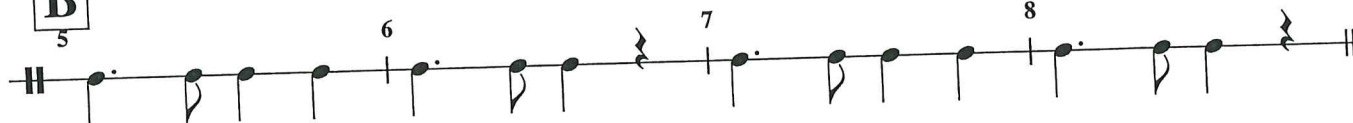
Rhythm Drills

Dotted Quarter Notes

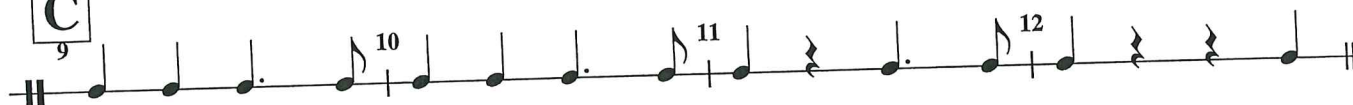
A $\text{♩} = 100$
Set a metronome so that you play with a steady beat.



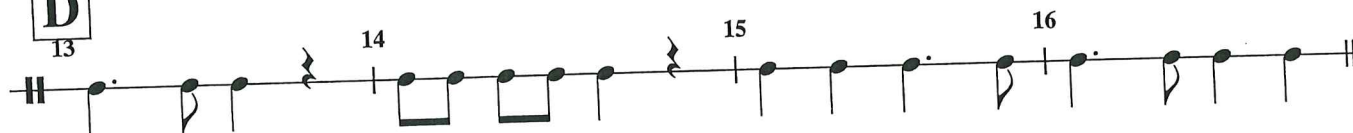
B



C

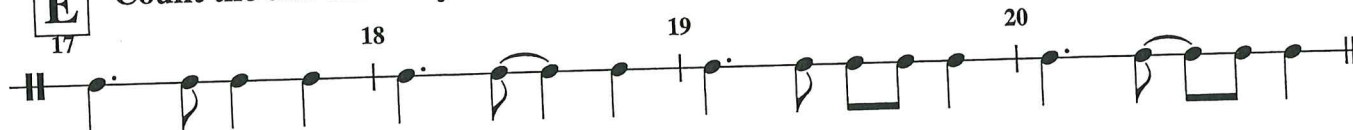


D



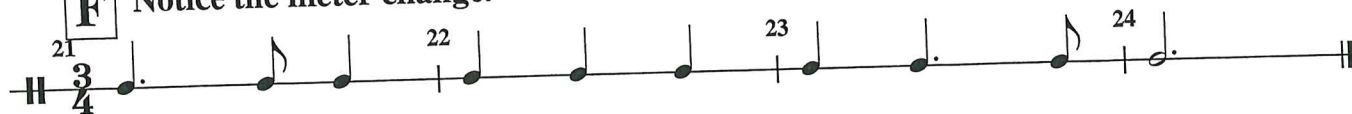
E

Count the ties carefully.



F

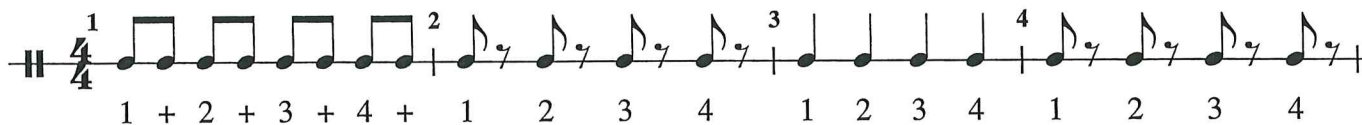
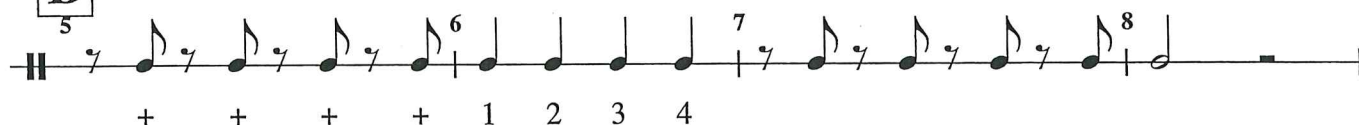
Notice the meter change.



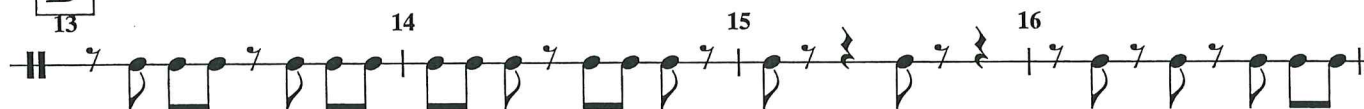
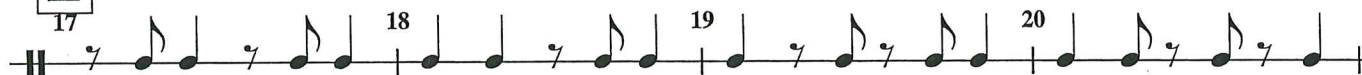
6

Rhythm Drills

Eighth notes on and off the beat

AYou need to look very carefully at where each beat is. Does the note fall **ON** the beat, or **OFF** the beat? ♩=80**B****C**

Careful!

**D****E****F**


7

Rhythm Drills Basic Syncopation

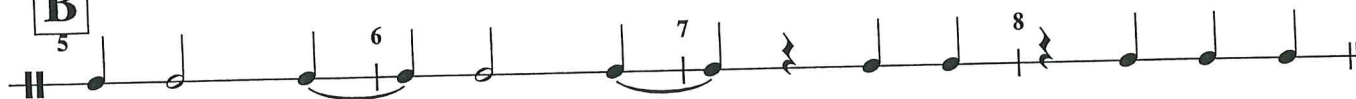
A

$\text{♩} = 90$

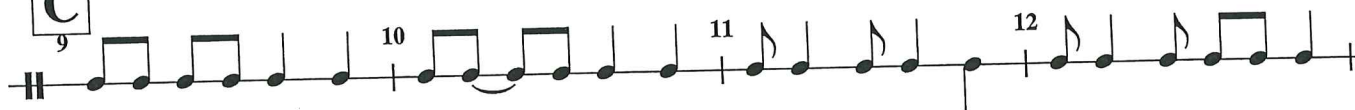
Set a metronome so that you play with a steady beat.



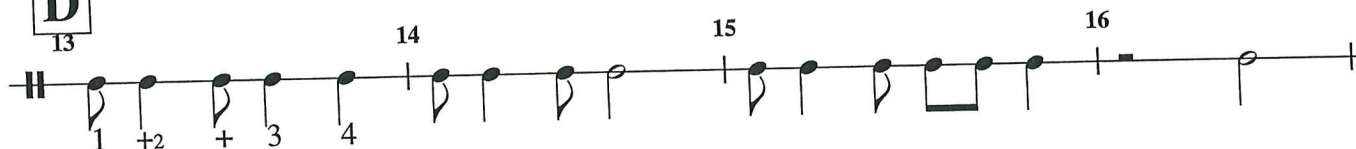
B



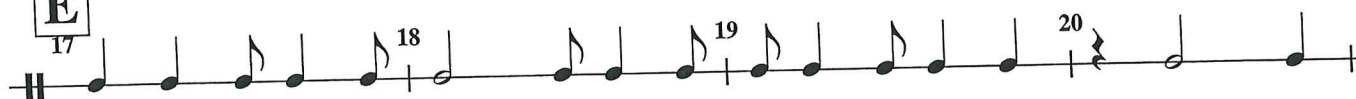
C



D



E

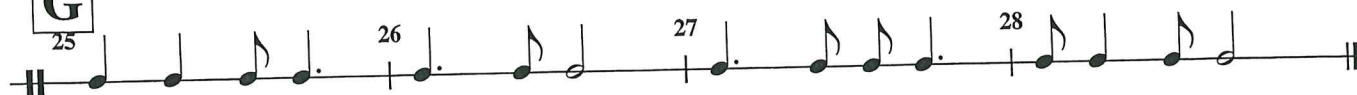


F

Careful!



G

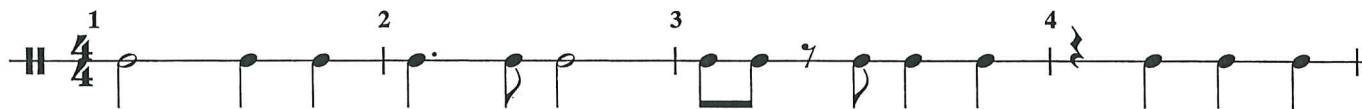
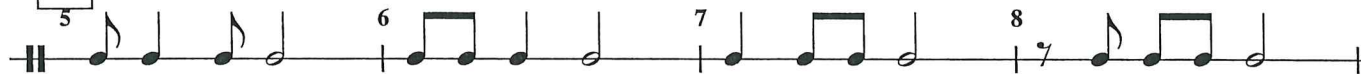
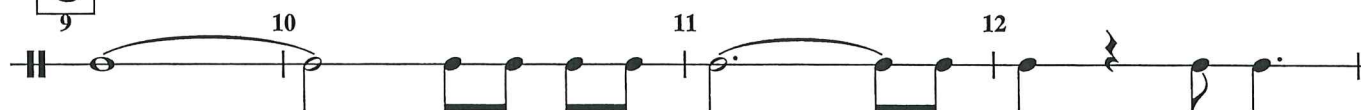


8

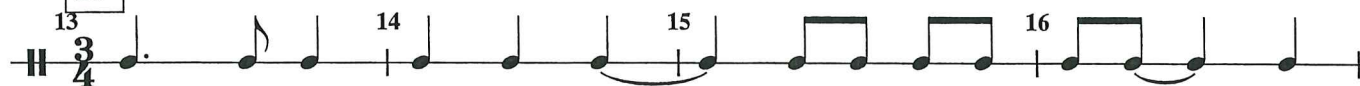
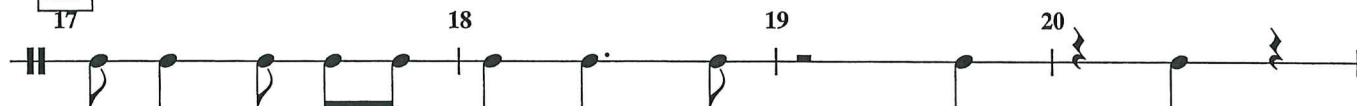
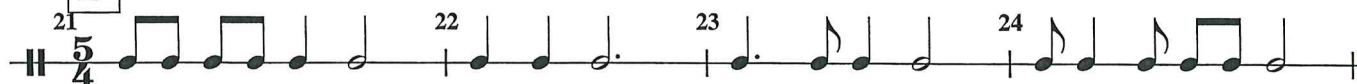
Rhythm Drills

Review

A $\text{♩} = 100$
Set a metronome so that you play with a steady beat.

**B****C**

D Notice the time signature change. Watch out for another one....

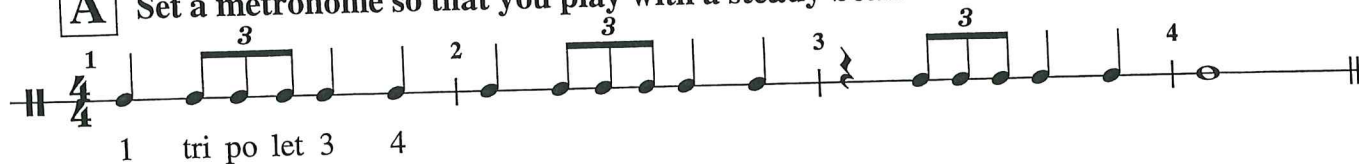
**E****F**

9

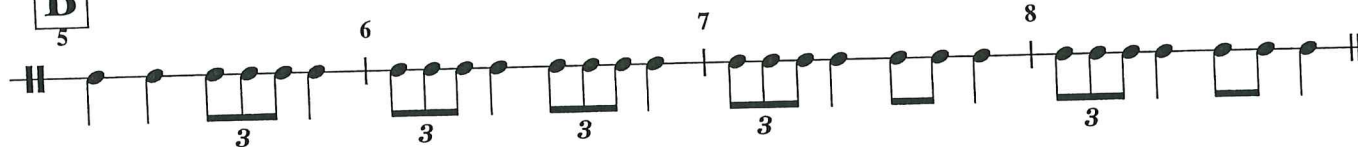
Rhythm Drills Triplets

$\text{♩} = 75$

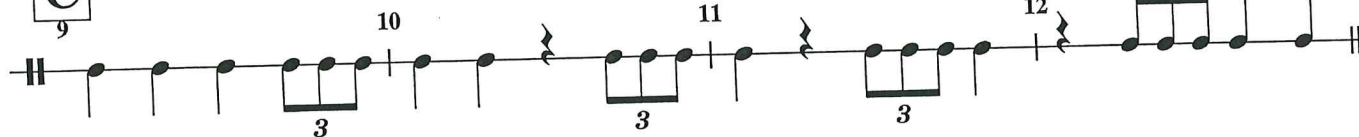
A Set a metronome so that you play with a steady beat.



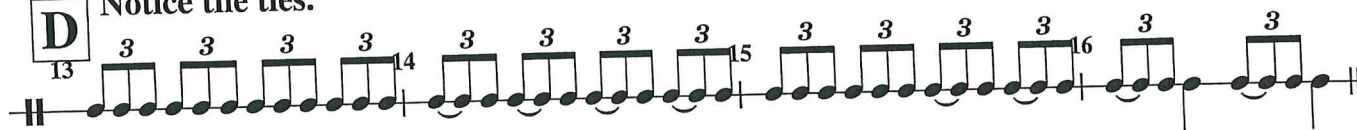
B




C



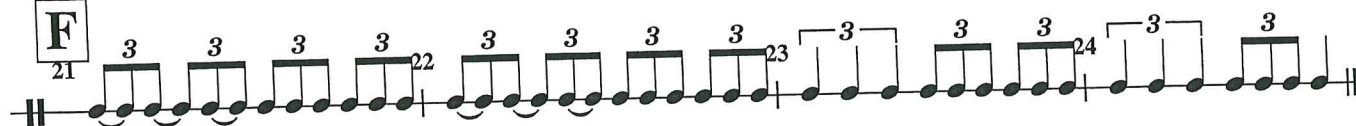
D Notice the ties.



E Remember that 2 eighth notes equal one quarter note.



F



10

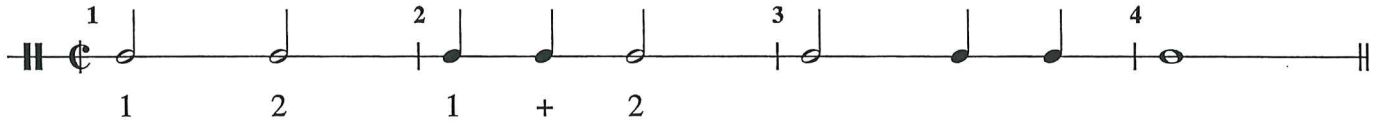
Rhythm Drills

Cut Time

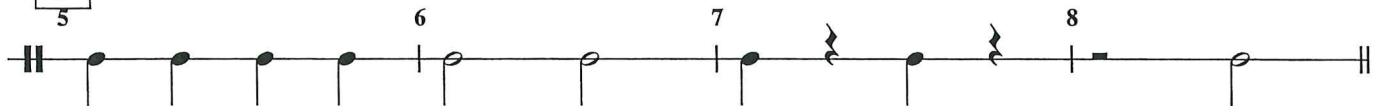
A

$\text{♩} = 80$

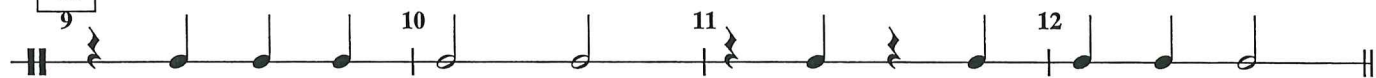
In cut time, the half note gets the beat and there are two beats in the measure.



B



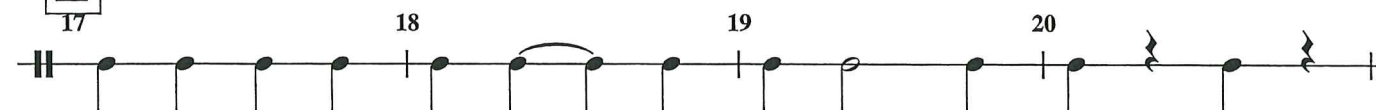
C



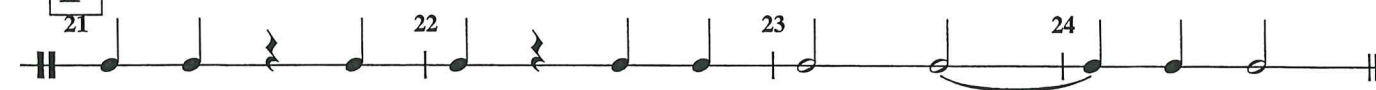
D



E



F



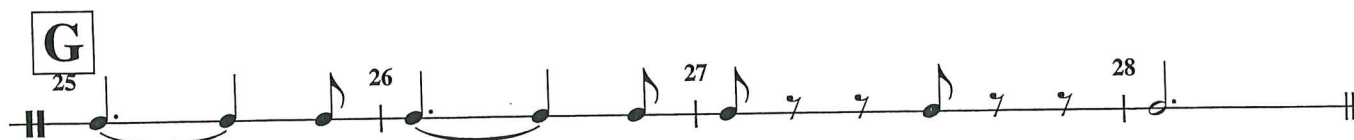
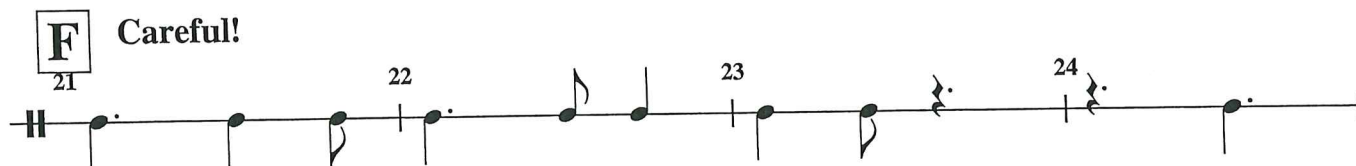
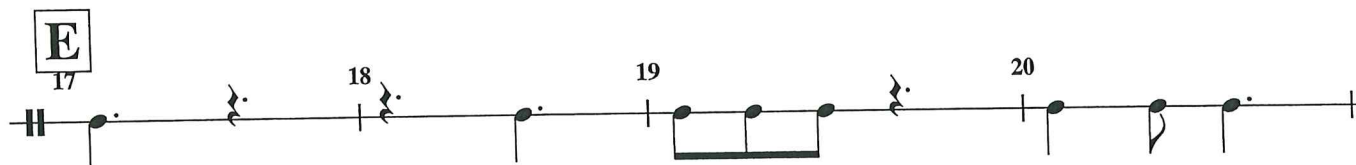
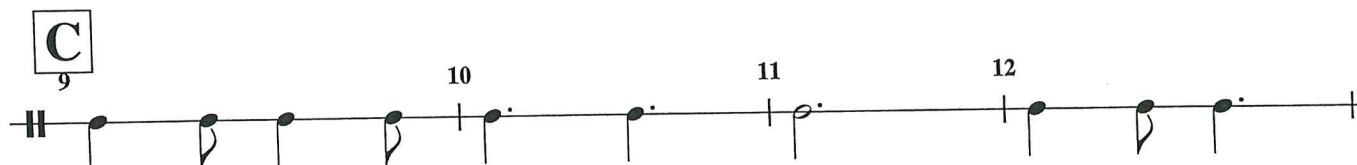
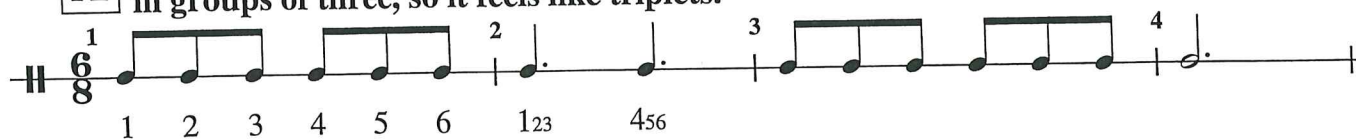
11

Rhythm Drills

6/8 time

$\text{♩} = 65$

A In 6/8, the eighth note gets the number, but the beats are subdivided in groups of three, so it feels like triplets.

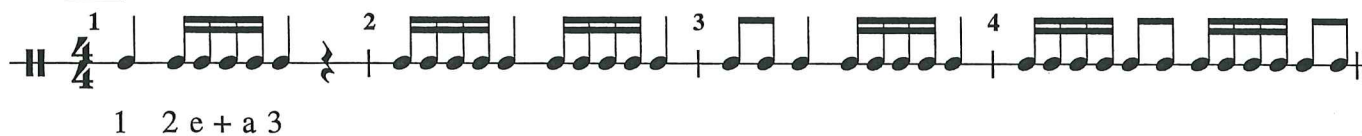


Rhythm Drills

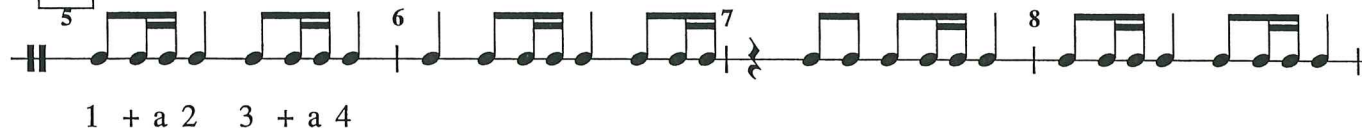
Basic Sixteenth Note patterns

$\text{♩} = 70$

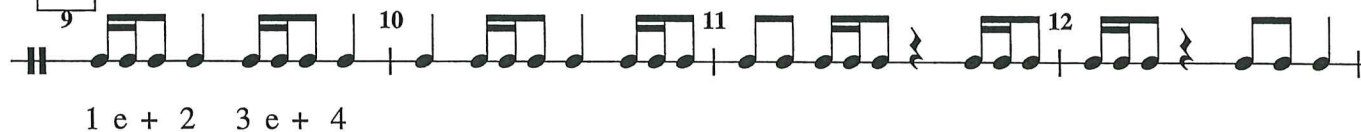
A Set a metronome so that you play with a steady beat.



B



C

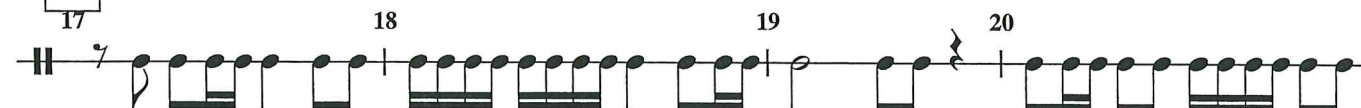


D

Careful!



E



F



13

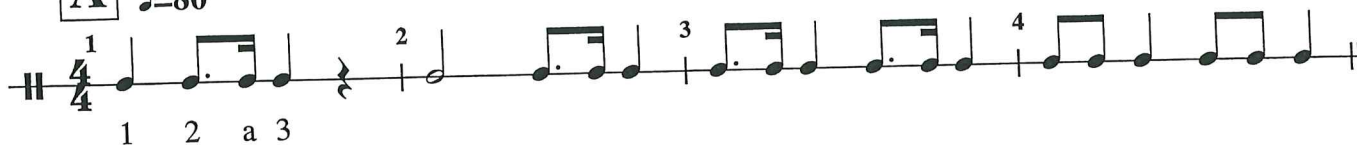
Rhythm Drills

The Dotted Eighth-Sixteenth Note Pattern

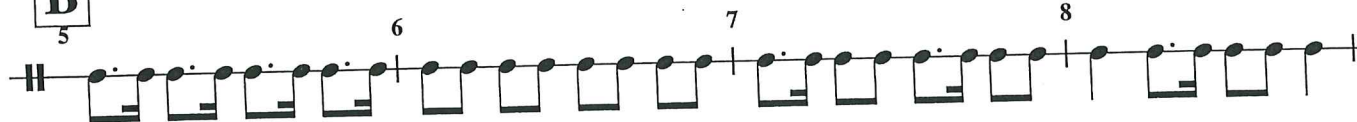
Give the dotted rhythm energy by putting a small space before the sixteenth.
Make sure there is a difference between the dotted eighth notes and the straight eighth notes.

A

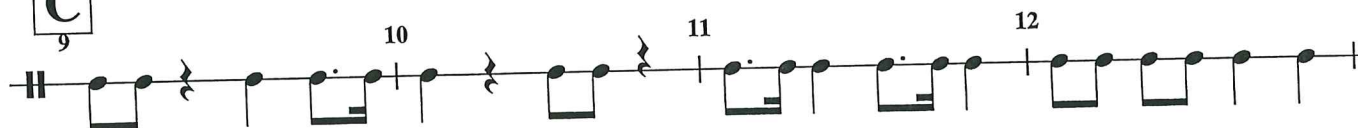
♩=80



B



C

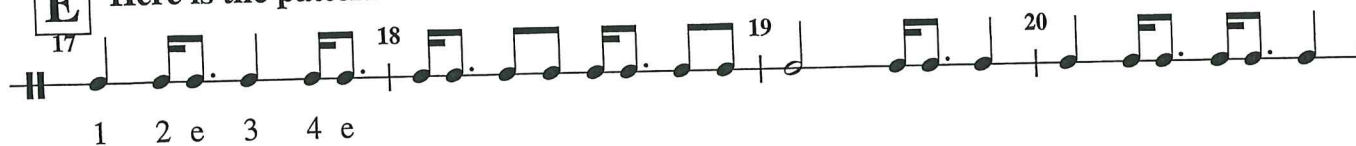


D



E

Here is the pattern reversed:



F

Be very careful!

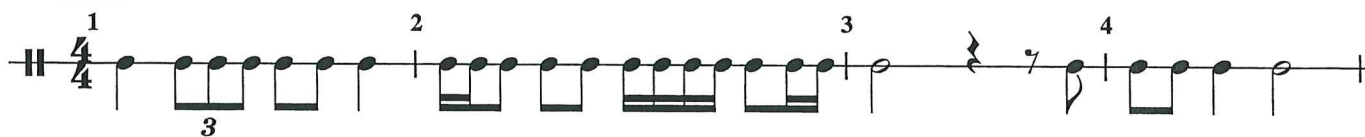
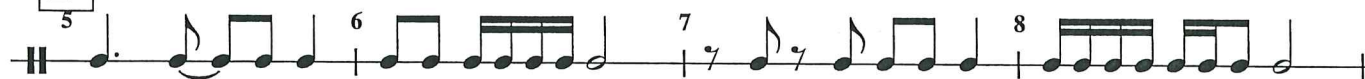
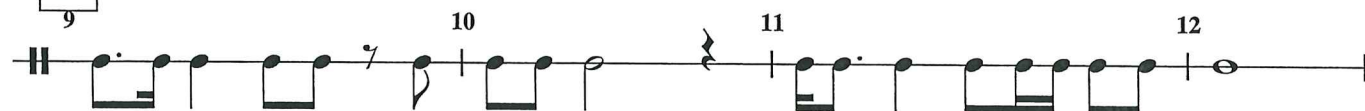
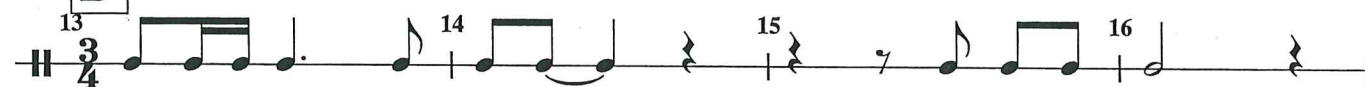
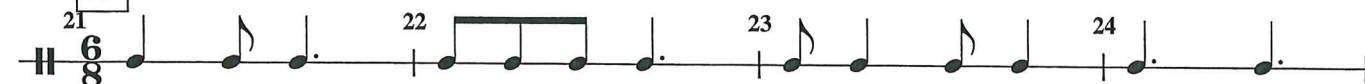


Rhythm Drills

Mixed Review

A ♩=85

Count carefully! Set a metronome so that you play with a steady beat.

**B****C****D** Watch out for time changes.**E** Keep the tempo the same through the meter changes.**F**

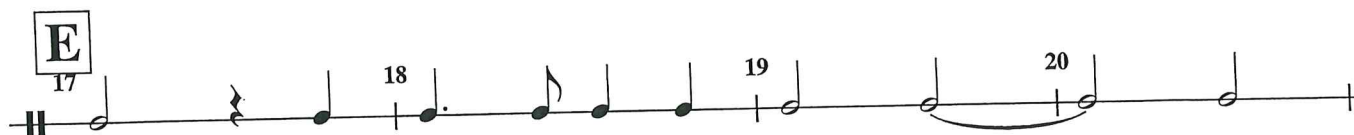
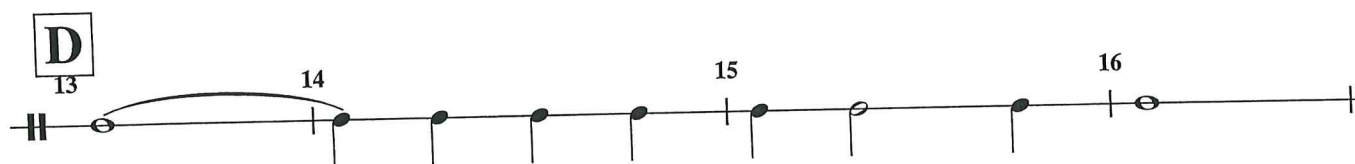
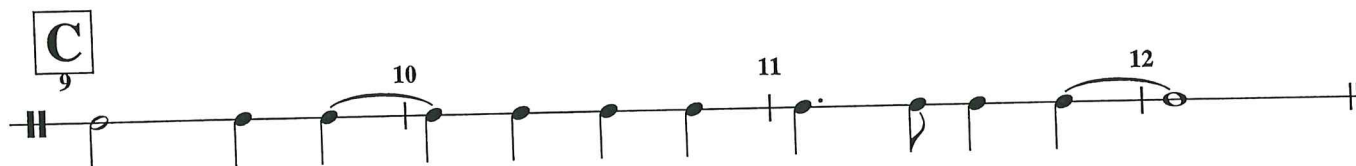
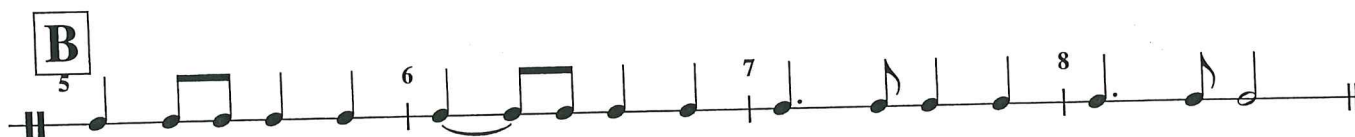
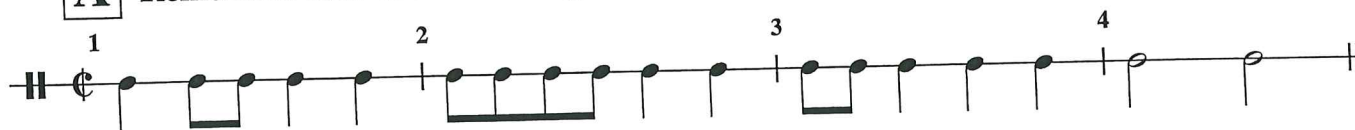
15

Rhythm Drills

Cut Time

$\text{♩} = 85$

A Remember that the half note gets the beat.

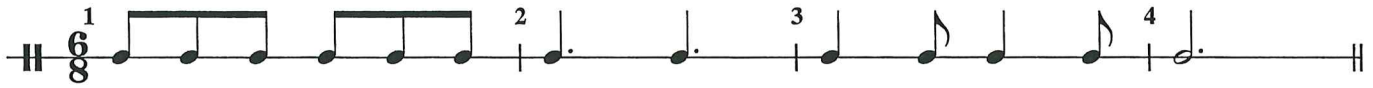


Rhythm Drills

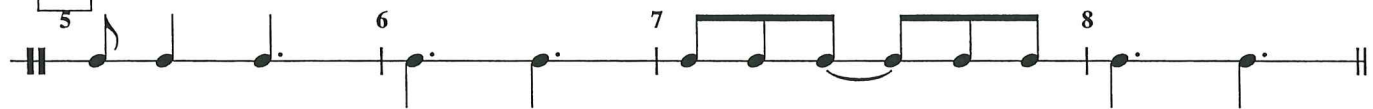
6/8 time; 3/8 time

Sometimes, you actually do count in 6. Try these exercises counting in slow 6.

A $\text{♩}=120$

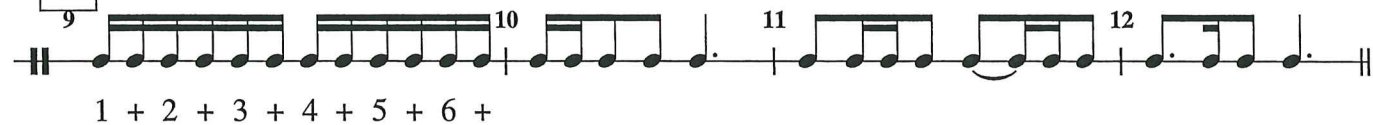


B

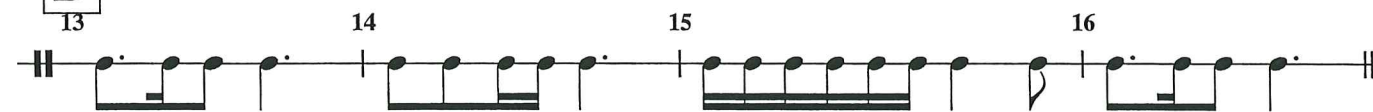


C

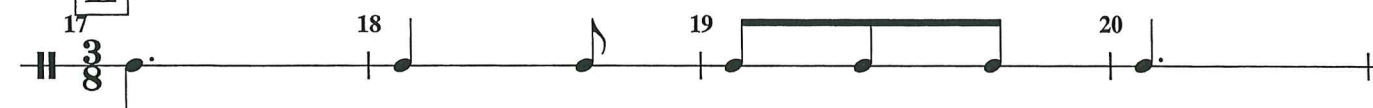
An eighth note can still be split into two sixteenth notes. Try these in slow 6, then fast 6.



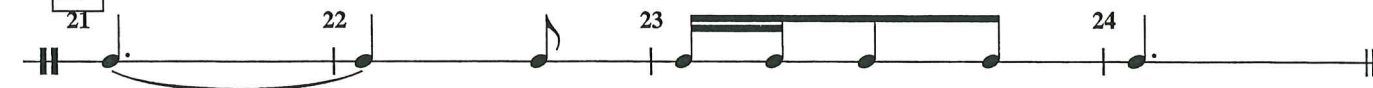
D

**E**

3/8 time just has less beats per measure.



F



17

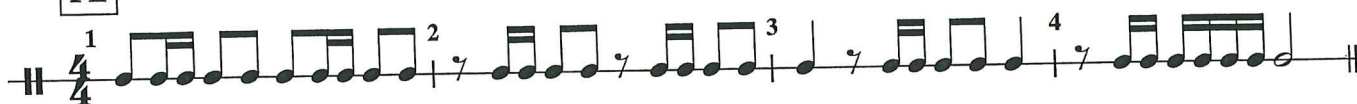
Rhythm Drills

Sixteenth note patterns

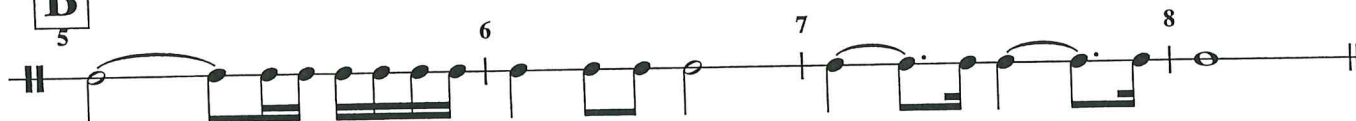
$\text{♩} = 70$

A

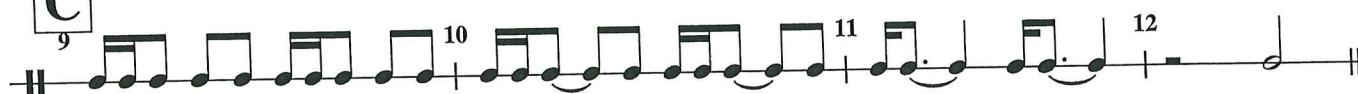
Set a metronome so that you play with a steady beat.



B



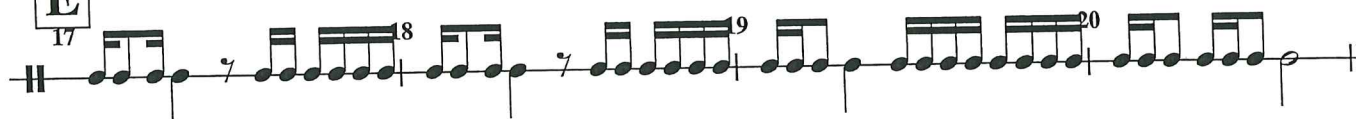
C



D



E



F



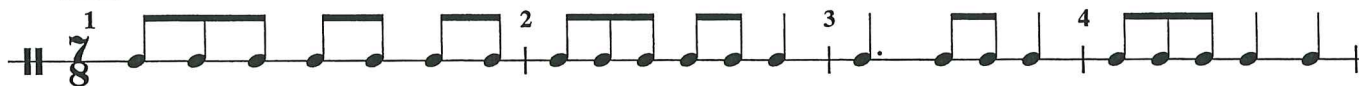
18

Rhythm Drills

Compound Meter

In compound meter, the eighth notes get grouped in groups of 2s and 3s.

A ♩=180 Here is 3+2+2:



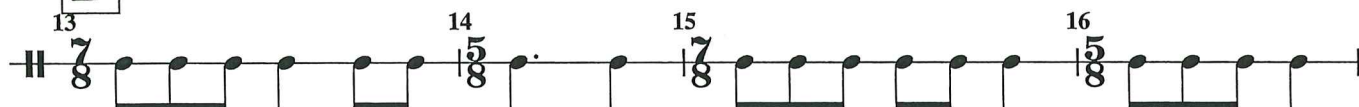
B Here is 2+2+3:



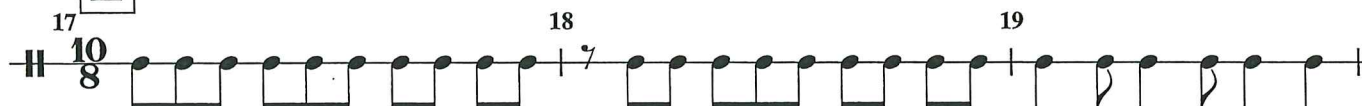
C Sometimes, the pattern will change back and forth:



D Sometimes, the time signature will change too:



E



F



Transpositions

Concert Pitch	C	C [#] /D ^b	D	D [#] /E ^b	E	F	F [#] /G ^b	G	G [#] /A ^b	A	A [#] /B ^b	B
B ^b Instruments	D	D [#] /E ^b	E	F	F [#] /G ^b	G	G [#] /A ^b	A	A [#] /B ^b	B	C	C [#] /D ^b
E ^b Instruments	A	A [#] /B ^b	B	C	C [#] /D ^b	D	D [#] /E ^b	E	F	F [#] /G ^b	G	G [#] /A ^b
F Instruments	G	G [#] /A ^b	A	A [#] /B ^b	B	C	C [#] /D ^b	D	D [#] /E ^b	E	F	F [#] /G ^b

Scales

Major Scales

C Major



F Major



Bb Major



Eb Major



Ab Major




Db Major



Gb Major



B Major



E Major



A Major



D Major



G Major



Natural Minor Scales

A Minor



D Minor



G Minor



C Minor



F Minor



Bb Minor



Eb Minor



Ab Minor



C# Minor



F# Minor



B Minor



E Minor



Harmonic Minor Scales

C Harmonic Minor



F Harmonic Minor



Bb Harmonic Minor



Eb Harmonic Minor



Ab Harmonic Minor



C# Harmonic Minor



F# Harmonic Minor



B Harmonic Minor



E Harmonic Minor



A Harmonic Minor



D Harmonic Minor



G Harmonic Minor



Melodic Minor Scales

4 The Melodic minor scale is different on the way up the scale than on the way down the scale. Going up, the 3rd scale degree is flat, but the rest is like a major scale, and going down it is the same as a natural minor scale.

C Melodic Minor



F Melodic Minor



Bb Melodic Minor



Eb Melodic Minor



Ab Melodic Minor



C# Melodic Minor



F# Melodic Minor



B Melodic Minor



E Melodic Minor



A Melodic Minor



D Melodic Minor





G Melodic Minor







Trombone

NATURAL MINOR SCALES

C Natural Minor Scale*F Natural Minor Scale**Bb Natural Minor Scale**Eb Natural Minor Scale**Ab Natural Minor Scale**C#/Db Natural Minor Scale**F# Natural Minor Scale**B Natural Minor Scale**E Natural Minor Scale**A Natural Minor Scale**D Natural Minor Scale**G Natural Minor Scale*

Trombone

HARMONIC MINOR SCALES*C Harmonic Minor Scale**F Harmonic Minor Scale**Bb Harmonic Minor Scale**Eb Harmonic Minor Scale**Ab Harmonic Minor Scale**C#/Db Harmonic Minor Scale**F# Harmonic Minor Scale**B Harmonic Minor Scale**E Harmonic Minor Scale**A Harmonic Minor Scale**D Harmonic Minor Scale**G Harmonic Minor Scale*


Trombone

MELODIC MINOR SCALES

C Melodic Minor Scale



F Melodic Minor Scale



Bb Melodic Minor Scale



Eb Melodic Minor Scale



Ab Melodic Minor Scale



C#/Db Melodic Minor Scale



F# Melodic Minor Scale



B Melodic Minor Scale



E Melodic Minor Scale



A Melodic Minor Scale



D Melodic Minor Scale



G Melodic Minor Scale



ENHARMONICS

$C\# = D\flat$ $D\# = E\flat$ $G\# = A\flat$

68 CHROMATIC SCALE SKILL

Andante

$C\#$ $D\#$ $G\#$

f

1 7 6 5 4 3 2 1 5 4 3 2 1 1 2 3 4 5 1 2 3 4 5 6 7 1

69 SAILING THE HIGH SEAS



Moderato

mp *mf* *f* *mf*

70 CHROMATIC MARCH

Page 41

Allegro

f *p* - 1st time *f* - 2nd time

1. 2.

71 MANHATTAN BEACH MARCH

John Philip Sousa (1854 - 1932)

Allegro

mf

72 GO FOR EXCELLENCE!



Moderato

mf

► Play using each of the following articulations: A. B. C. D.

THE TEMPEST

TROMBONE/BARITONE/
BASSOON

ROBERT W. SMITH

With energy!
Bassoon only

+Tbn./Bar.

1 *mp* 2 3 4 *f* 5 6 *p* 7 8 *f* 9

10 11 12 13 14 15 16 *ff* 17

18 36 *f* 37 38 39 40 41

42 43 44 *ff* 45 *mp* 46 47 48

49 50 51 52 53 54 55

56 57 58 59 60 61 62 *f* 63

64 65 66 67 68 69 70 71 *mf*

72 73 *f* 74 75 76 77 78 *ff* 79